


KNIT-WIT KNITS NEWS

645 East State Street, Salem, Ohio 44460

330-337-5648 Mon-Sat 10-5 Thurs 10-8:30

Vol. 10 #2 6/15/09

<http://knitwitknits.tripod.com> knitwit@raex.com



ANNUAL

FOURTH OF JULY

SALE

July 4, 2009 9 AM - 2 PM

15 % off in stock yarns

20 % OFF Hardbound books

SALE ROOM @ \$ 2.50 SKEIN

SHEEPOVER 2009

Plan to join the fun this year October 9 & 10 2009, at the

Dutch Village Inn Columbiana OH. Registration \$ 165.00 for double occupancy. That fee covers all expenses except lunch on Friday.

Single occupancy and partial weekend prices available from Kay.

The festivities begin Friday morning at 9:30 AM with a time to sit, knit

and visit with each other. Friday and Saturday afternoon are workshop

times(topics to be announced). Friday evening enjoy a show and share time

and Chinese Auction. Saturday morning, participants are treated to

a pre hour sale at Knit Wit Knits. Event ends at 4:30 PM Saturday.

Registration form in back of newsletter.

RELAY FOR LIFE

Salem's Relay for Life is June 26 and 27. The Chinese Auction items will be

on display in the shop before the event for your bids. Come walk with

"Yarning for a Cure" either day at Waterworth Park off Lincoln Avenue

Salem OH.

SABLE (acronym) " Stash Acquisition Beyond Life Expectancy"

Managing to acquire more yarn than you can use up in a lifetime...

don't see this as a *problem* but a *GOAL* !!

WHAT'S NEW ?

Summer brings brings some new all season cotton blends to your choices. Lots of luscious colors to brighten your wardrobe.

KUDO This worsted weight cotton, rayon, and silk blend from Plymouth Yarns is an example. Brilliant colors and texture as well. Makes a lovely summer shell or child's sweater. 198 yards per hank. \$ 12.50

OCEANSIDE ORGANIC A organic cotton also from Plymouth Yarns. Colors are as they grow in nature. Patterns include an short sleeve jacket. This sport weight yarn has 109 yds per skein \$5.25

SPROUT This lovely textured organic cotton from Classic Elite makes a quick knit summer project possible. A chunky yarn with 109 yds \$ 10.75

MINI MOCHI Not a cotton but a wonderful new sock weight yarn. Machine washable Merino and Nylon. Will make wonderful socks and shawls. Colors are brilliant. 195 yds \$ 8.99

FLATINUM A blend of Angora, Nylon and Rayon. This is a special purchase and supply is limited. This soft yarn knits at 4.5 st to an inch on a #9 needle. Normally \$ 8.50 a skein now only \$5.00 for 99yds.

BOOKS, BOOKS, & MORE BOOKS

I am not be able to list all the books that have been released in the last few months, the number is staggering. But check out the bookshelves and see what is new. A few are : for sock knitter's "Socks Ala Carte" , "Knitted Comfort of the Sole" and "Sock Innovation". "Mother Daughter Knits" by Sally Melville and Caddy Ledbetter; "Simple Stitches" knits with textured details; "Feminine Knits", "Knitting in Tuscany" by Nicky Epstein; "Vintage Baby Knits" and Knitter's Magazine's " Knitter's at Home"

There will also be a SALE TABLE of books at the July 4th Sale.

July 4 from 9AM - 2 PM.

CLASSES

It is hard to get a group of students together with family commitments and schedules. Remember you can stop in any time the shop is open and create your own class.

FELTED FLIP FLOPS

A quick and fun new project. Great for after those summer pedicures. Make now for holiday giving.

Class fee include pattern \$ 15.00

June 29th 10:30 AM or 6:30 PM

"EYE SOCK" with MINIMOCHI

This pattern show the beautiful color flow of this new yarn from Crystal Palace. The pattern works well on 2 circular needles. Don't feel up to the challenge? Come and do a conventional sock with this yarn . Beautiful either way.

Class fee includes pattern. \$ 20.00

July 11, 18, 25 10:30 AM

July 6, 13, 20 6:30 PM

NECKDOWN SUMMER CARDIGAN

A quick short sleeved cardigan made with a chunky yarn. Model uses SPROUT the new organic cotton from Classic Elite Yarns.

Class fee includes pattern \$ 20.00

July 13, 20 11AM

July 21, 28 6:30 PM


RING OF LACE

A lovely airy, lightweight circular wrap which can be worn in a variety of ways. Using the new Mini Mochi the colors flow with the lace. New lace knitters can choose a simpler pattern for this yarn.

Class fee includes pattern \$ 20.00

July 27th, August 3 6:30 PM

August 1, 8 11:00 AM



If these class times don't work for you or you will miss some sessions because of vacation. Call Kay for options.

A GATHERING OF KNITTER NOTE DATE CHANGE

The LAST Monday of every month Knit Wit Knits holds *A Gathering of Knitters*. We gather at 6:30 PM and knit the evening away. A great opportunity to meet others with "*Chronic Knitting Syndrome*" Lots of help and encouragement for everyone. So bring your project bag and join the fun. June 29, July 27. Aug 31, Sept 28

TIPS AND TRICKS

When binding off at the beginning of an armhole or neckline, don't knit (or purl) the first stitch. Slip it to the right hand needle and then proceed to work the other stitches as you bind off. This creates a smoother curved edge.

Along the same lines. Always work armhole and neck increases or decreases one stitch in from the edge. Makes picking up stitches easier.

Why do patterns ask you to cast on loosely? Many of the cast on edges are hat brims, sleeve cuffs or waist edges that are uncomfortable when too tight.

To help you cast on more loosely, simply use a larger needle than called for or cast on over 2 needles of the required size. Slip second needle out and continue.

The symbol and terms "YO" (yarn over) "O" (over) "YF" (yarn forward) and "YRN" (yarn round needle) mean the same thing. An increase that also creates a hole; worked by bringing the yarn between then over the needle making a new stitch. On the next row you work the stitch as directed.

Slipping stitches...Patterns call for this all the time but often do not tell you to slip as to knit or slip as to purl. The *basic* rule Unless told otherwise: always slip as to purl.

An age old question for most knitters. *Do I have enough yarn to make it across the row?* This handy tip will help. You will need a length of yarn at *least* 3 times the length of your knit row to make it to the other side. If not cut your losses (and your yarn!) and begin a new skein.

Once you purchase a pattern you are entitled to make a copy for personal use. This is a copy you can make notes on, highlight relevant instructions and so forth. Also a Xeroxed pattern is easier to carry around than a book. But don't copy for a pal...this is stealing.

Frustrated ?

- 1) Have you considered there might be an error in the pattern?
- 2) Is it possible you are misunderstanding the pattern?
- 3) Would you like to bury the whole project under a tree !

REGISTRATION FOR SHEEPOVER

October 9 & 10 at Dutch Village Inn Columbiana Ohio

Name _____

Address _____

Phone _____

E mail _____

Room mate choice _____

Weekend cost is for double occupancy. For single occupancy call Kay

Method of payment Check _____

Credit card # _____

Expiration Date _____

Friday & Saturday events (excludes lunch Friday) _____

\$ 165.00 _____

Both days no lodging (excludes lunch Friday) _____

\$ 120.00 _____

Fri day Lunch _____

\$ 17.00 _____

Just Friday (includes workshop and supper) _____

\$ 65.00 _____

Just Saturday (workshop & lunch) _____

\$ 50.00 _____

Amount enclosed _____

Bamboozle "Wee Bag"

This fun little, one skein bag, can be a gift holder, a bag for small items, an ipod etc. Yanr makes it soft and stretchy.

Materials: 1 skein Crystal Palace Bamboozle, 16" circular # 8 or double points #8, Size #6 16" circular or Doublepoints.

Stitch marker Finished Bag Size 6'x5'

Make 16" of I cord Using doublepoints or circulars Cast on 3 sts.* Knit 3, do not turn work, slide work to other end of needle and Knit 3

Continue in thos manner. When work is 16" Knit 3 tog and finish off.

Knitting the bag : With Size # 8 needles cast on 23 sts. Work seed stitch for 38 Rows (K1, P1 across every row) Pick up and knit

19 sts along next side, then 23 sts along cast on edge, and 19 sts along 4th side, (84 sts)

Join cicle and place a marker, Work K1 P 1 ribbing for 3.75 ". .

Work 6 of seed stitch (P1, K1, *Knitting the P's and Purling the K's of previous round*)

Change to # 6 circular or Double points, work 1 round seed stitch. **Next round** Continue in Seed Stitch **BUT** after working 6 sts, YO,


K2tog, Work 6 Sts seed st, repeat eyelet. until you have 10 "holes". Finish row in Seed stitch.

Work 2 more rounds of Seed St, Bind off. Run cording through eyelets and fasten ends to create a closed loop.

knitwit@raex.com <http://knitwitknits.tripod.com>

Hours Monday through Saturday 10 - 5 Thursdays 10 - 8:30

KNIT-WIT KNITS YARN SHOP




BOOK SALE

15 % - 40 % discount on selected yarns

JULY 4, 2009 9AM - 2 PM

ANNUAL FOURTH OF JULY SALE



KNIT WIT KNITS

645 EAST STATE ST

SALEM OH 44460